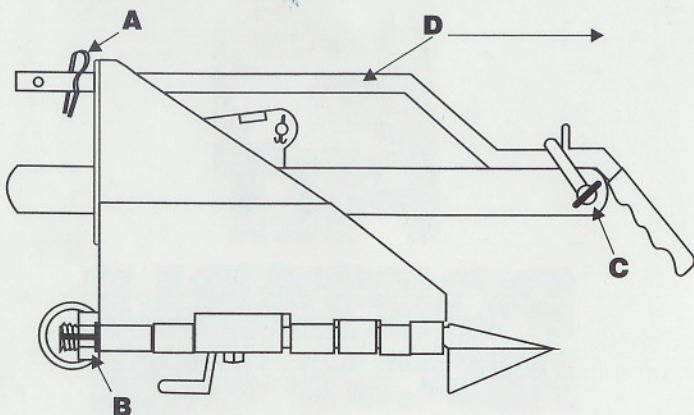
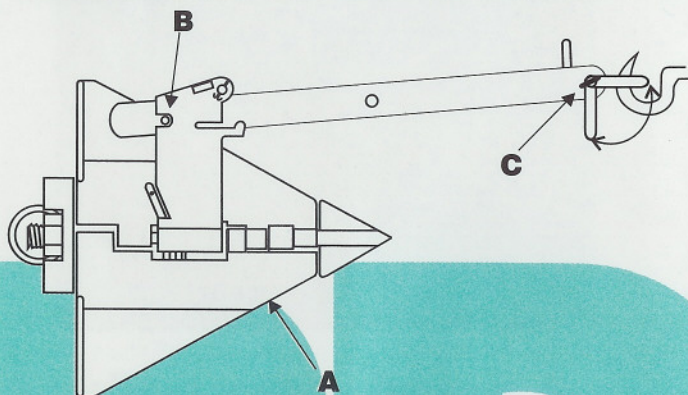


STEP 1



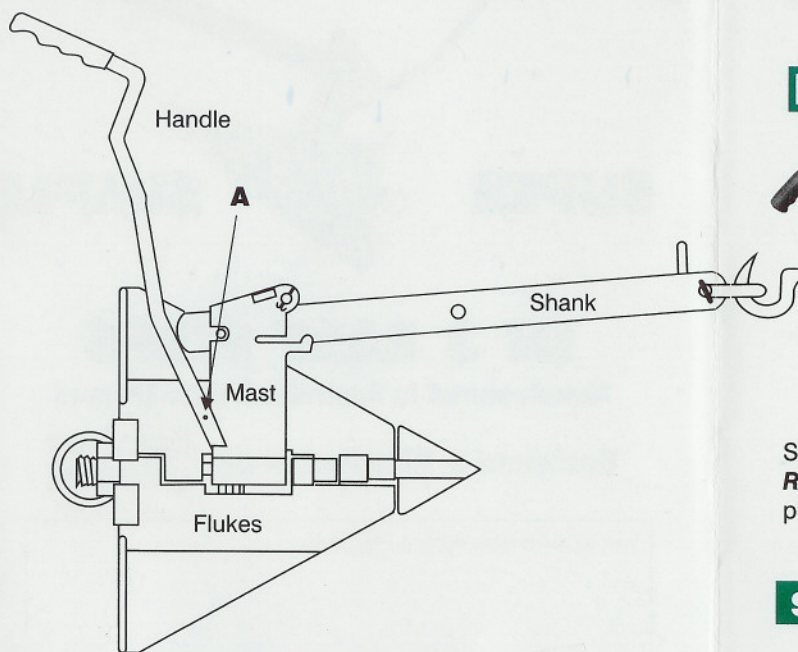
- A** Remove pin from the handle.
- B** Loosen fluke nut.
- C** Remove Bow shackle.
- D** Lift and withdraw handle from unit.

STEP 2



- A** Open wings into operating position. **KEEP FEET CLEAR**
- B** Slide shank forward into operating position.
- C** Attach winch hook to bow shackle (From Step 1C)

STEP 3




- A** Fit the handle to the position provided. (Relocate pin from Step 1A into handle).

Three Easy Steps!




The **Portable Rescue Tree** is now ready to operate within 30 seconds. The **Portable Rescue Tree** offers you the widest fluke area of any ground anchor in the marketplace giving it exceptional holding power.

RETRIEVAL




Simply winch your vehicle directly above the **Portable Rescue Tree** to extract it from the ground, with **NO** physical effort required.

STORAGE



The PRT is so compact!

When folded, the **Portable Rescue Tree** is approximately the size of a brief case, and it's comfortable handle makes it just as easy to carry.



**PORTABLE
RESCUE
PRT TREE**

LIGHTWEIGHT

At just 15Kgs, and when folded the **Portable Rescue Tree** can be carried over a long distance with ease.

The **Portable Rescue Tree** digs itself in as more pressure is applied so it is a one man operation, Fast anchoring in sand, mud, soil and hard soils to gravel.

The **Portable Rescue Tree** is quality assured.

No more slings, snatcham straps, star pickets or burying your spare wheel to un-bog your vehicle.


The **Portable Rescue Tree** ground anchor has been strain tested to withstand a creditable pull of 12,000lb. (Official NATA test)

The **Portable Rescue Tree** can be used for straining fences, un-bogging tractors, trucks motor homes and 4WD's.

The **Portable Rescue Tree** is used by State Emergency Services (SES Victoria) and Search and Rescue Police Defence Driver Training.

The **Portable Rescue Tree** is a unique Australian product. Designed in Australia for all conditions, and is used with manual winches, block & tackle and talfors, for any type of winch system for any type of job.

Six years of research and development has produced the **Portable Rescue Tree** - a very compact and easy to use ground anchor.



**FROM 4x4 TO COMMERCIAL
TO FARM USES, ANYWHERE
YOU REQUIRE A POINT FROM
WHICH YOU CAN ANCHOR FROM!**



SUPER

SIMPLE

IN 3 EASY STEPS

Manufactured in Australia & New Zealand

Designed & Distributed by **Anchor Right**
AUSTRALIA P/L

Your local Portable Rescue Tree dealer:

Boat Owners:
Ask about our revolutionary
new boat anchor.
Sand and Reef Combination Anchor

SARCA

SAND AND REEF COMBINATION ANCHOR

The Unique 3 in 1 Anchor


www.anchorright.com.au

Patented for World Wide Distribution

IMPORTANT NOTICE: Anchor Right accept no responsibility for any damage or injury incurred from using winching equipment. Any type of winching and/or rescue work can involve risks. Any actions involving winching and/or rescue are undertaken at your own risk.

© COPYRIGHT 1998 - Anchor Right

PRT PORTABLE RESCUE TREE



**A ground anchor that's
extremely compact and
easy to use with a power
winch or talfor.**

**Strain tested by NATA
and withstood a credible
12,000lb load!**

Don't go bush without one!